

THUNDER BAY QUILTERS' GUILD

QUILTERS' QUILL

November 2019

1100 Memorial Avenue, Suite 213,
Thunder Bay, Ontario, P7B 4A3

Email: tbaygg@outlook.com
<http://thunderbayquilters.org/>

"The Executive will work together as a team to support and encourage new quilters, challenge and draw upon experienced quilters and provide warmth and comfort to those in need." As your Executive Committee, we are designing some things to meet the above goal.

SUBMISSION DEADLINE

Items for Quilters' Quill should be submitted by the Monday of two weeks before the Guild Meeting. Please email or call Joanne Kavanagh 345-2269.

mail to: kavanagh@tbaytel.net

MEETING AGENDA

November 18, 2019 @ 7:00 pm

1. Welcome
 2. Programme
 3. Break
 4. Acceptance of Agenda
 5. Acceptance of Minutes
 6. Business arising from minutes
 7. Executive Committee Reports
 8. New Business
 9. Show and Tell
 10. Door Prizes / Adjournment
- Next Meeting - December 9, 2019
@ 6:00 pm

PRESIDENT'S CORNER



SEW DAYS

Sew days will continue this year with few changes and 6 tentative dates. The cost has risen to \$10 but still includes lunch.

And we are looking for members for the committee to make food and assist with set up/take down.

Dates: November 23, January 25, February 29, March 21, May 23 and will run 10 - 4.

Sign up list will be available at next meeting for the Nov 23 sew day.

Laura

THUNDER BAY QUILTERS' GUILD MERCHANDISE



Guild merchandise will be for sale at each of the meetings this year.

Pins cost \$5.00

Name tag kits cost \$5.00

Guild bags cost \$20.00 If you want to purchase any of these items, please see

Marg Marks.



2019/2020 EXECUTIVE

President	Christina Wakefield
christinalwakefield@gmail.com	630-7800
Vice-president	Vicky Butt
vickyb@tbaytel.net	474-1427
Past President	Sharon Melville
sharonmelville@tbaytel.net	473-0277
Secretary	Marina Erdman
merdman903@gmail.com	252-0304
Treasurer	Ginny Strey
ginnylstrey@hotmail.com	476-5574
Program Chair	Cindy Cockell
ccockell@tbaytel.net	620-9738

2019/2020 COMMITTEES

Comfort Quilts:	Pat Inch, Florence Poster
Guest Speaker / Teachers:	Vicky Butt
Hall of Fame:	Sharon Melville
Library:	Maria Watson, Barb Gainer
Quilt Show:	Ellen Lang
Quilt Bee:	Adrienne Lopes
Webmaster:	Cathy Ridley
cridley@tbaytel.net	
Quill (Newsletter):	Joanne Kavanagh
kavanagh@tbaytel.net	345-2269
Donation Placemats:	Doris Dungan, Judy Murphy
Teddy Bear Quilts	Peggy Skillen
Sew Days	Laura Cooke

PROGRAM BLOCK EXAMPLES



Shirley Aussant



Anne Lockwood



Judy Murphy

SHOW AND TELL



Peggy Skillen



Heidi Skinn



Anne Lockwood


THUNDER BAY QUILT GUILD HISTORY

The Loon Logo was designed by Virginia Antoniak and constructed by Janet Rice-Bredin for Quilt Canada 1992. It represents the Loon with its outstretched wing welcoming all of the “Land of the Sleeping Giant”. The Great Nanabijou in his magnificent splendour, surrounded by stately great pines, likes sleeping in the harbour overlooked by the city of Thunder Bay. The Loon, Ontario’s provincial bird, with its haunting call, will make you vow to return to the quiet shores and the pristine lakes of Northwestern Ontario again and again.

Virginia Antoniak has used her high school art training and her keen interest in sketching from her natural surroundings to produce this exciting logo for Quilt Canada 1992. She says the theme of the logo design was influenced by her paternal grandmother’s native ancestry.

The Quilt Canada 1992 Loon Logo Quilt was appraised for insurance purposes by Rita Rolt in 1996 for a value of \$1,225.00.

If anyone has any pictures, new articles or information that they may want to submit to build on our history of the guild, submit to: Jeannette Dann, Historian bdann@tbaytel.net



THUNDER BAY QUILTERS' GUILD WORKSHOPS

All workshops will be held at Calvary Lutheran Church

Cost \$35.00

Time: 9:30 - 4 depending on time needed for each instructor

Registration: contact Vicky at vickyb@tbaytel.net to have your name put on the list

Numbers of participants needed to run the workshop minimum of 10

Instructors would prefer to have participants registered at least 2 weeks prior to workshop
(some instructors will be providing kits)

Coffee and tea will provided

Please bring bag lunch

You will be notified by email from either me or the instructor for supplies needed for the workshops

Please see pictures of each workshop other then the Mystery Block

Jackie Black Mystery Block

- using half square Triangles

Finished blocks will be incorporated to make a wheelchair quilt!

Come join Jackie and learn from her expertise!

Date October 5, 2019

Cathy Ridley - Postcard workshop

Come and see how Cathy can show you how to make one of a kind post cards!

Just in time for Christmas!

Date November 16, 2019



THUNDER BAY QUILTERS' GUILD WORKSHOPS

Jeannette Dann - 2 Fabric Bargello

This will be a very interesting concept on making a bargello...even if you have done a bargello Jeannette will teach us how to create it with just 2 fabrics

Date January 11, 2020




Maria Bell - Box Bag

Great utility bag offered in 2 sizes-use your 2 ½ scraps or your favourite yardage

Optional inside zippered pocket.

Date March 27, 2020



Jeannette Dann - Adjustable over the shoulder purse***

With inside pocket. Lined with a zipper pocket at the top!

PLEASE NOTE A WORKSHOP WILL BE ARRANGED PROVIDING THERE IS

ENOUGH INTEREST! DATE TO BE ANNOUNCED

Vicky Butt

vickvb@tbaytel.net





VP'S REPORT

Hello fellow Quilters

Well finally my hip replacement surgery is over and I am recuperating slowly but surely!

Thanks for all the emails and texts checking up on me!

Postcard workshop by Cathy Ridley

On Saturday November 16, 9:30-3:30

Registrations are all in. Participants remember to bring a packed lunch - you will have received a email from Cathy

Jeannette Dann 2 fabric Bargello

January 11/20

Participants have already received a email from Jeannette Workshop is full and we have started A waiting list and if there is enough Jeannette kindly said she would hold another workshop Maria's bag workshop in March is filling up nicely

Jeannette Dann's purse workshop has a couple of ladies signed up/ time and place has not been set up yet

Email me if you are interested in taking part in any of the workshops or if you have any suggestions for more workshops!

Cindy offered to do a second part to a walking foot workshop... Contact me ASAP as she would prefer to do it in January prior to the Sewing Bee!!

Respectively submitted

Vicky Butt, VP

MEALS ON WHEELS PLACEMATS

Although we had a bumper crop of placemats submitted in September, we received even more in October. Sixty-two placemats were submitted for Meals on Wheels last month. Amazing – and so beautiful! Once again this month we will have kits available at the meeting for you to take home and complete, as well as labels to attach to placemats you make using your own materials. Kits will not be available at our December meeting, due to the various other activities at that time.

We are also currently seeking an alternative to our Flickr site for displaying photos of our donated placemats online. Please contact Doris (dorisd@tbaytel.net) if you have any suggestions or comments.

Doris Dungan and Judy Murphy

LIBS ELLIOT WORKSHOPS & TRUNK SHOW

What a wonderful response to our spring workshops! The Libs Elliott Workshops have sold out. Please contact Cathy Ridley if you would like to be put on a wait list for either class. Trunk show tickets will be available at the meetings. Please see Mary Catharine or Cathy Ridley at a meeting to purchase trunk show tickets. More information is available on the guild website.

CLASSES SOLD OUT



Thunder Bay Quilters Guild Presents

LIBS ELLIOTT APRIL 18 2020

Trunk Show and Lecture
Doors Open 6:30pm Show 7:30pm
Tickets \$10

OLIVER ROAD COMMUNITY CENTRE

Visit thunderbayquilters.org for more information



LIBRARY REPORT

Norma Wynn donated her collection of quilting books to the Guild Library. Some were added to our collection and were circulated at the last meeting.

As per Norma's wishes, there are 29 books to be given to the members - free.

The books will be on display in the Library Room. Each book will have a number on it and an envelope to enter your name. Members can browse the selection from 6 pm to 7 pm before the meeting and during the break. We will draw the name for each book after the break.

Eight rulers have been added to the Library for circulation. Alva's Library Fund has been consumed.

- Non-Slip Pineapple Trim Tool Mini (4", 5", 6")
- Non-Slip Pineapple Trim Tool (6", 8", 10")
- Quick Curve Ruler
- Quick Curve Mini Ruler and Runner Pattern
- Tucker Trimmer
- Wing Clipper
- Add-A-Quarter Plus
- (6" ruler to add a quarter inch seam)
- Add-A-Quarter Plus (12" ruler)

Seven new books have been purchased for the Library. Total \$239.95

- Creative Straight-Line QUILTING - 60+ Modern Designs
- Jelly Roll QUILTS in a Weekend-15 Quick and Easy Quilt Patterns
- WABI-SABI Sewing-20 sewing patterns for perfectly imperfect projects
- Sunday Best Quilts (12 Must Make Quilts
- Terrific T-Shirt Quilts
- Big Book of Fat Quarter Quilts - 66 Designs
- Moda All Starts-On A Roll (14 Quilts that Start with 2 1/2 " strips)

The Library shelves have been reinforced with bigger brackets to extend their life.

Submitted by Maria Watson, Chairperson for the Library.

CHRISTMAS CHEER TEDDY BEAR COMMITTEE

NOVEMBER IS TEDDY BEAR MONTH

Please remember to bring you teddy bear or stuffed animal to the guild meeting on November 18 along with their quilt or pillowcase. The committee will be wrapping them in the fellowship hall which is the room where we hang our show and tell quilts etc. Please do not put your wrapped teddy bear in the foyer but bring it to the committee to be wrapped. After break time we will have a count of how many were collected.

Thank you to everyone who is participating in this worthwhile cause.

Peggy Skillen



CHRISTMAS CHEER TEDDY BEAR COMMITTEE



QUILT BEE COMMITTEE

The Quilt Bee will be held February 1 & 2, 2020. Mark your calendars.

If you have finished a charity quilt and hand it in at a meeting please remember to let Adrienne, Leona or Wendy know so your name can be marked off the list. Remember to attach the guild label and the credit union label if using batting purchased from the credit union grant.

If you'd like to hand back a complete top to be quilted by others please see Adrienne, Leona or Wendy at a meeting. Any questions? Email Adrienne at alopes@tbaytel.net.

Adrienne

FIX Sew & Scissors

All Sewing Machines/Sergers Service & Repair

49 point Tune-Up Service \$89.95 +HST
Includes; Cleaning, Oiling, Timing and Balance
Of most Domestic Machines





Professional Sharpening Services

Sewing Shears and Scissors
Starting @ \$10+HST
Professional Beauty Shears
Starting @ \$25 +HST

Keith Verdenik
Certified Sewing Machine Technician
Wolff Certified Scissor Sharpener
807-620-2031
19 Regent Street, Thunder Bay, Ont
keith@fixsewing.ca
www.fixsewing.ca



PROGRAM

UFO Lists

Well the November meeting is the end of the UFO challenge so you must see me to ensure your list is up to date before the meeting starts. You get 1 ballot for each quilt finished. I have some great prizes. Maybe bring some of your finished quilts along too. Well done to all of you who finished a bunch of projects. Don't throw your lists away if there are still projects on it. Keep it as a reminder to keep going on this challenge, even if you just finish it and donate it if you no longer like it.

Program

October my thanks to Judy Murphy, Anne Lockwood, Pat Inch and Shirley Aussant for bringing in disappearing block projects. I hope everyone has a chance to try out a few of the blocks in a teddy bear quilt. There was another block that I showed but didn't attach last month so it's attached this month as well and the pinwheel handout. I figured out how to do Shirley's disappearing pinwheel and I'm trying to get the pattern info before the meeting.

November Ruler Quilting - using rulers to help you quilt your quilt. If you have a favorite ruler or have a quilt you've quilted using rulers then bring it along. I'll bring some rulers for you to see and talk about what this is all about. I know lots of you have taken classes with Dori so hopefully you'll share something you learned. Or maybe you tried it and it isn't for you and would like to share that experience.

Mystery Table Runner

If you finished it please bring it this month or in December for show & tell.

Cindy Cockell

DISAPPEARING PINWHEEL BLOCKS

<https://quiltingtutorials.com/tutorial/disappearing-pinwheel-five>

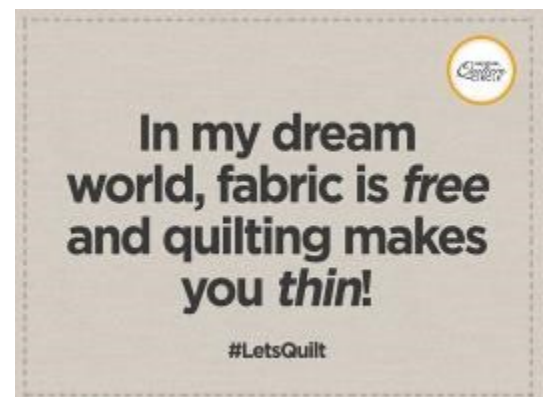
<https://quiltingtutorials.com/tutorial/make-a-disappearing-pinwheel-quilt-with-robert>

<https://quiltingtutorials.com/tutorial/disappearing-pinwheel-3-4-tutorial>

link to a page with links to many more disappearing pinwheels

<https://quiltingtutorials.com/tutorials?q=disappearing%20pinwheel>

Shirley's disappearing pinwheel – instructions to come



COMFORT QUILTS

Greetings, in October we collected 15 quilts, and 6 figits. Figit quilts are small textured touchy/feely blankets or squares that are washable and safe for children and seniors. They are wonderful items to amuse and occupy time. We have some pattern suggestions if anyone is interested or there are lots of options if you search on the internet. We have some supplies of lace, textured fabrics and other notions so let us know if you want some starter materials.

If you are making any quilt(s) for donation, the recommended sizes are given here. Also, see Pat or Florence for a Quilt Guild Label. The label is to be sewn onto the quilt – typically on the back bottom right side. We will be challenging members to make bed quilts for long-term care facilities as there is a big need for these. Other quilts are always welcomed too. No label goes onto the Neo Natal.

One on-going Committee task is to review and update the list of locations that receives Comfort Quilts. If you know of any location that may benefit from receiving a quilt or quilts, please provide contact and background information. The aim has been to support facilities where quilts will be used multiple times and benefit the users.

Jackie Black will continue to piece together larger quilts using quilted 12 ½ inch blocks. Please keep bringing them in. Blocks can be any pattern but we are requesting that colours be kept neutral so they can be used by male and female residents. Remember to sandwich larger (about 14 inch backing and batting) and leave them untrimmed. It is a wonderful way to try out a pattern you find in a magazine or on-line. Come find Jackie or me if you have questions.

Recommended Quilt Sizes

Neo Natal	36" x 36"
Crib	34 to 36" x 36"
Wheel Chair	36" x 48"
Nap Quilt	40" x 55 - 60"
Bed	63 to 65" x 80"

Pat Inch and Florence Poster



COMFORT QUILTS



COMFORT QUILTS



COMFORT QUILTS



COMFORT QUILTS



Wildflower Arts Quilt Shop



LONGARM QUILTING SERVICES

We are located in South Gillies, Ontario

Quilting is 3 cents a square inch

(calculated by length x width x .03 = charge to quilt)

Edge to edge pantographs only.

There is **NO CHARGE** for thread, batting (off-white Hobbs 80/20) or the pattern. If we do not have the pattern you would like we will get one you do like at no charge to you.

Shop Local!

Come and visit us at Wildflower Arts Quilt Shop. We are located at 1899 Hwy 608, South Gillies, Ontario P0T 2V0. We can help you choose fabric or give you ideas for your projects. We offer retreats throughout the year and if you wanted to have a private retreat (does not have to specifically be quilting themed) with just you and your friends we can help you arrange that as well.

www.wildflowerarts.com ***** Facebook: Wildflower Arts Quilting Fabric Store
(807) 626-3691

Sew Flippin' Creations

Pay As You Sew Centre

A local business that focuses on the rental of space and modern specialized equipment for makers of all skill levels



QUILT FOREVER!

brother
at your side

Dealer for
APQS and Brother machines

Rates by the Hour or the Day * Bulk Rates Available

sewflippincreations.com

807 767 2646 * sewflippincreations@gmail.com

County Fair Mall across from Fabricland



FEATURING:

MILLIE—Long Arm Quilting Machine on
12 Ft. Frame with Quilt Path System
(26" throat space)

GEORGE — Table Top Long Arm Quilting
Machine (22" throat space)

STELLAIRE — Embroidery / Quilting and
Sewing Machine with Disney Designs

