

# THUNDER BAY QUILTERS' GUILD

# QUILTERS' QUILL

October 2019

1100 Memorial Avenue, Suite 213,  
Thunder Bay, Ontario, P7B 4A3

Email: [tbaygg@outlook.com](mailto:tbaygg@outlook.com)  
<http://thunderbayquilters.org/>

*"The Executive will work together as a team to support and encourage new quilters, challenge and draw upon experienced quilters and provide warmth and comfort to those in need." As your Executive Committee, we are designing some things to meet the above goal.*

## SUBMISSION DEADLINE

Items for Quilters' Quill should be submitted by the Monday of two weeks before the Guild Meeting. Please email or call Joanne Kavanagh 345-2269.

mail to: [kavanagh@tbaytel.net](mailto:kavanagh@tbaytel.net)

## MEETING AGENDA

October 21, 2019 @ 7:00 pm

1. Welcome
  2. Programme
  3. Break
  4. Acceptance of Agenda
  5. Acceptance of Minutes
  6. Business arising from minutes
  7. Executive Committee Reports
  8. New Business
  9. Show and Tell
  10. Door Prizes / Adjournment
- Next Meeting - November 18, 2019

## PRESIDENT'S CORNER

Hi Ladies!

Our meeting may be a bit different this month because the church is a polling station, and our meeting is on Election Day! Please make sure you vote at your own polling station before coming to the meeting. We will be limited to the church sanctuary and the room where we have the library. Please do not leave show and tell quilts in the library as we have no control over who may wander through in search of the voting. Registration and workshop signups will all be in the library.

### Committees

Due to the Election, the only committee that will meet at the break is the Teddy Bear Committee. You will



meet at the back of the sanctuary. All other committees will be contacted by their chairs to arrange a meeting.

<b>Teddy Bear Committee</b>	Florence Poster	Judy Wrigley	Marlene Reid
Claire Archer	Deb A-P	Anne Lockwood	Margaret Power
Suzanne Mills	Jelly Schmid	Heidi Skinn	Evelyn Ponka
Pat Inch	Aila Metsa	Lee Tracz	Peggy Skillen
Sharon Barker	Linda Santorelli	Laura Cooke	June Archer
Julia Wojciechowski	Carol Richards	Cindy Cockell	Doris Kuusito
Jackie Black	Jeanette Dann	Barbara Mason	Lucy O'Leary
Barb Hay	Iris Maxwell	Jeanette Oja	Jennifer Quick

## THUNDER BAY QUILTERS' GUILD MERCHANDISE



Guild merchandise will be for sale at each of the meetings this year.

Pins cost \$5.00

Name tag kits cost \$5.00

Guild bags cost \$20.00 If you want to purchase any of these items, please see

Marg Marks.



### 2019/2020 EXECUTIVE

President	Christina Wakefield
<a href="mailto:christinalwakefield@gmail.com">christinalwakefield@gmail.com</a>	630-7800
Vice-president	Vicky Butt
<a href="mailto:vickyb@tbaytel.net">vickyb@tbaytel.net</a>	474-1427
Past President	Sharon Melville
<a href="mailto:sharonmelville@tbaytel.net">sharonmelville@tbaytel.net</a>	473-0277
Secretary	Marina Erdman
<a href="mailto:merdman903@gmail.com">merdman903@gmail.com</a>	252-0304
Treasurer	Ginny Strey
<a href="mailto:ginnylstrey@hotmail.com">ginnylstrey@hotmail.com</a>	476-5574
Program Chair	Cindy Cockell
<a href="mailto:ccockell@tbaytel.net">ccockell@tbaytel.net</a>	620-9738

### 2019/2020 COMMITTEES

Comfort Quilts:	Pat Inch, Florence Poster
Guest Speaker / Teachers:	Vicky Butt
Hall of Fame:	Sharon Melville
Library:	Maria Watson, Barb Gainer
Quilt Show:	Ellen Lang
Quilt Bee:	Adrienne Lopes
Webmaster:	Cathy Ridley
<a href="mailto:cridley@tbaytel.net">cridley@tbaytel.net</a>	
Quill (Newsletter):	Joanne Kavanagh
<a href="mailto:kavanagh@tbaytel.net">kavanagh@tbaytel.net</a>	345-2269
Donation Placemats:	Doris Dungan, Judy Murphy
Teddy Bear Quilts	Peggy Skillen
Sew Days	Laura Cooke

## HALL OF FAME PRESENTATIONS

Sharon presented three Hall of Fame awards last night.  
Presentation to Carol Richards by Sharon at right.



Presentation of hall of fame to Judy Murphy by  
Sharon and Jeannette



Presentation to Aila Metsa by Sharon.



## SHOW AND TELL

We had a visitor last night from the Niagara Modern Quilt Guild. Debbie found out about our guild on social media and our website. She even brought a quilt to show!



## THUNDER BAY QUILTERS' GUILD WORKSHOPS

All workshops will be held at Calvary Lutheran Church

Cost \$35.00

**Time:** 9:30 - 4 depending on time needed for each instructor

**Registration:** contact Vicky at [vickyb@tbaytel.net](mailto:vickyb@tbaytel.net) to have your name put on the list

Numbers of participants needed to run the workshop minimum of 10

Instructors would prefer to have participants registered at least 2 weeks prior to workshop  
(some instructors will be providing kits)

Coffee and tea will provided

Please bring bag lunch

You will be notified by email from either me or the instructor for supplies needed for the workshops

Please see pictures of each workshop other then the Mystery Block

### **Jackie Black Mystery Block**

- using half square Triangles

Finished blocks will be incorporated to make a wheelchair quilt!

Come join Jackie and learn from her expertise!

**Date October 5, 2019**

### **Cathy Ridley - Postcard workshop**

Come and see how Cathy can show you how to make one of a kind post cards!

Just in time for Christmas!

**Date November 16, 2019**



## THUNDER BAY QUILTERS' GUILD WORKSHOPS

### Jeannette Dann - 2 Fabric Bargello

This will be a very interesting concept on making a bargello...even if you have done a bargello Jeannette will teach us how to create it with just 2 fabrics

**Date January 11, 2020**




### Maria Bell - Box Bag

Great utility bag offered in 2 sizes-use your 2 ½ scraps or your favourite yardage

Optional inside zippered pocket.

**Date March 27, 2020**



### Jeannette Dann - Adjustable over the shoulder purse\*\*\*

With inside pocket. Lined with a zipper pocket at the top!

**PLEASE NOTE A WORKSHOP WILL BE ARRANGED PROVIDING THERE IS**

**ENOUGH INTEREST! DATE TO BE ANNOUNCED**

**Vicky Butt**

[vickvb@tbaytel.net](mailto:vickvb@tbaytel.net)







## VP'S REPORT

Fall is in the air and time to get back to quilting!

Just a reminder of the workshops coming up

- Postcard workshop with Cathy Ridley November 16 deadline to sign up Nov 2
- 2 fabric bargello with Jeanette Dann Jan 11/20
- \*Walking foot workshop-Cindy Cockell- please get back to Vicky asap so it can be set up. (Cindy would prefer to do it in January 2020)
- Box Bag with Maria Bell March 27
- \*Purse with Jeanette- please get back to Vicky asap so it can be set up

Please be advised that Mary Catharine Kennedy will be available to sign up at the October Guild meeting.

Please keep in mind you can e-transfer to Ginny [vickyb@tbaytel.net](mailto:vickyb@tbaytel.net)

All workshops must have a minimum of 10 participants registered 2 weeks prior to workshop date. Thanking you in advance.

I will miss October and possibly November as I finally will be getting my hip replacement Surgery done. I will be available by email so any questions or sign ups feel free to contact.

Thanks again to Mary Catharine and Adrienne for covering for me!

Vicky Butt

## MEALS ON WHEELS PLACEMATS

It seems that our members were busy sewing over the summer! Fifty-three beautiful donated placemats for Meals on Wheels clients were received at our September meeting. We will once again have kits available at this month's meeting for you to take home and complete, as well as labels for you to attach to placemats that you make on your own. Also, keep an eye on the

Doris Dungan and Judy Murphy

## LIBS ELLIOT WORKSHOPS & TRUNK SHOW

The Guild has invited Canadian Quilter Libs Elliott to present two workshops and a trunk show in the spring.

When: April 18-19, 2020

Where: Oliver Road Community Centre

Workshop 1 = Embrace the Chaos

Workshop 2 = Dynamic Stripes

The specifics for the weekend are being finalized. More details will follow in the October Quill. Registration for the workshops will be offered in October or November.

For details on the Workshops and Libs quilting method please check out her website at:

<https://www.libsellott.com/> or Instagram feed. @libsellott

Laura



Thunder Bay Quilters Guild Presents

# LIBS ELLIOTT

## APRIL 18 & 19 2020

Sat 10am Embrace the Chaos  
7:30pm Trunk Show and Lecture  
Sun 10am Improv Piecing with Dynamic Stripes

OLIVER ROAD COMMUNITY CENTRE

visit [thunderbayquilters.org](http://thunderbayquilters.org) for more information



## VOLUNTEERS NEEDED

Pinewood Seniors Residents have asked if some quilters would be willing to come and sew at the facility for a couple of hours once a month or two. Last year some of us took quilts for a SHOW AND TELL and apparently the participants were so inspired, they would like to see how the quilts are made and talk with some quilters again.

If you can spare a couple of hours, please let me know. I can get a list together and perhaps we can go make placemats or baby quilts or figits.....?? We would need to plan and precut to avoid taking sharp cutters that might be hazardous. The residents are very inquisitive and some are hard of hearing so it helps to have a group of people scheduled for the visits.

I will have a sign-up list or come see me. It was interesting and good fun. Let's pay it forward. Pinewood has the recreation room and schedules activities for the residents typically for 1 to 2 hours in the afternoons on weekdays. I think we went for around 2 or 2:30 on a Wednesday before but they are flexible and will go with our availability.

Pat Inch

## LIBRARY REPORT

My thanks to members for signing up to help in the library this year. It's not too late to offer your help for 1 monthly meeting or several months. See Maria during library hours.

Norma Wynn has kindly donated to the library a wide selection of resource books of interest to quilters and hand crafters. They will be displayed on the NEW TO THE LIBRARY table this month.

Additions to the library will be ordered this month. Thanks for your suggestions!

Remember the library is open 6-7PM and during the break on meeting night.

Submitted by Barb Gainer and Maria Watson

# FIX Sew & Scissors

---

### All Sewing Machines/Sergers Service & Repair

49 point Tune-Up Service \$89.95 +HST  
Includes: Cleaning, Oiling, Timing and Balance  
Of most Domestic Machines





### Professional Sharpening Services

Sewing Shears and Scissors  
Starting @ \$10+HST  
Professional Beauty Shears  
Starting @ \$25 +HST

Keith Verdenik  
Certified Sewing Machine Technician  
Wolff Certified Scissor Sharpener  
807-620-2031  
19 Regent Street, Thunder Bay, Ont  
[keith@fixsewing.ca](mailto:keith@fixsewing.ca)  
[www.fixsewing.ca](http://www.fixsewing.ca)



## CHRISTMAS CHEER TEDDY BEAR COMMITTEE

I am going to continue taking pictures of Teddy Bear Quilts. If you have yours finished please bring them to the library area before the meeting.

Stuffed animals and their quilts will be brought in to the November meeting to be wrapped up by the committee. If you know that you will not be at the meeting in November you can bring them to the October meeting. Please give them to Carol Richards or me so that they are not left in the church and forgotten.

Remember that these are from Santa so take the price tag off but you can leave other tags on.

Also there are no labels on the quilts.

Make sure the quilt is large enough so that we can wrap the stuffed animal up in it.

Thank you

Peggy Skillen



## CHRISTMAS CHEER TEDDY BEAR COMMITTEE



## QUILT BEE COMMITTEE

The Quilt Bee will be held February 1&2, 2020. Mark your calendars.

If you signed up for the Quilt Bee Committee, look for an email from Adrienne over the coming weeks outlining the plan for the bee and some dates to get together to organize our Bee.

If you have finished a charity quilt and hand it in at a meeting please remember to let Adrienne, Leona or Wendy know so your name can be marked off the list. Remember to attach the guild label and the credit union label if using batting purchased from the credit union grant.

If you'd like to hand back a complete top to be quilted by others please see Adrienne at a meeting. Any questions? Email Adrienne at [alopes@tbaytel.net](mailto:alopes@tbaytel.net).

Anyone who would like to finish quilts, please let me know. I will bring batting, backing and tops to meetings for you. It's a great way to practice your quilting. I have tops of all sizes ready for finishing.

I will try to have a few quilt kits available at the October meeting if you are interested in starting something new.

Looking forward to a highly productive year!

Thank you for all of your hard work.

Adrienne

## SEW DAYS

Sew days will continue this year with few changes and 6 tentative dates. The cost has risen to \$10 but still includes lunch.

And we are looking for members for the committee to make food and assist with set up/take down Dates. October 19, November 23, January 25, February 29, March 21, May 23 and will run 10 - 4.

Laura





## PROGRAM

### October

Disappear Blocks and similar block transformations. This was originally going to be the November program but I decided to switch Oct and Nov so that you might get inspired and try a few techniques making teddy bear quilts. So by doing the demos in October it will give you time to do last minute teddy quilts. I invite anyone who has done a quilt using a disappearing block to bring it for the program. All participants get their name in for a draw prize.

There are attachments to the Quill with a list of video links and block patterns you can try. There are sew many disappearing blocks patterns now if you start doing some research on the web.

### November

Ruler foot quilting. I know there has been quite a bit of interest and Dori has run a few classes in these rulers that you use to help you quilt. These are not the rulers you use to cut your fabric. If anyone has a favorite ruler they wish to talk about then bring it along. Or bring samples of items you've quilting with rulers. I'll have some for people to see and some examples. Some rulers just work with long-arm machines, some are specially made for domestic machines and some can be used by both.

### UFO Challenge

November is the final meeting to tell me which quilts you finished off your list. For each one done you get your name into the draw for some great prizes. I'll have the lists at the Oct meeting or email me your updated list.

### Fall Mystery Quilt - final part

If anyone has any questions then ask me at the meeting. I've had a few people ask in classes or if they've seen me. This month is the final part. The final runner will be at the October meeting. I did some applique in the center and quilted it. The applique pattern and final instructions are attached. I've given you 2 sizes for the poinsettias. After I finished I thought they'd look better a bit bigger so I gave you both sizes. Feel free to place your holly and poinsettias anywhere you wish.

Cindy Cockell

## QUILT BINDING IDEAS

Aunt Marti's 52 Quilts - Susie's Magic Binding Tutorial

<https://www.youtube.com/watch?v=j8N6nv90H2c>

Binding a quilt without binding strips.


[https://www.youtube.com/watch?v=hw\\_OBqG\\_nAI](https://www.youtube.com/watch?v=hw_OBqG_nAI)

Cindy Cockell

TBQG Mystery  
Fall 2019



larger size  
of poinsettia

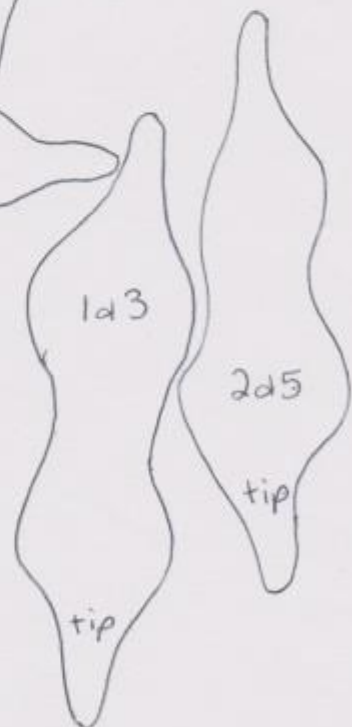


original size  
poinsettia



4d6

tip



1d3

2d5

tip

tip

Poinsettia leaves number 1-6  
from left to right.

## PROGRAM

I ran across this the other day and thought it might be interesting to put in the Quill. the prices are American so we'd have to double them. Their long arm rates are cheap too. I know when people ask about buying quilts they have no idea what the true cost is. Luci gets that in the store a lot too.

Cindy

### Why Do Quilts Cost So Much?

Costs for materials, construction, & finishing for a 65" x 65" Throw Quilt.

#### Materials for throw quilt:

##### **Fabric for the top:**

6 yds @ \$11 yd = \$66

5 yds Backing @ \$13 = \$65

2 yds of Batting @ \$11 = \$22

5/8 yd for Binding @ \$11 = \$6.88

**TOTAL Cost of Materials = \$159.88**

#### Construction:

(Labor based on \$10/hr)

##### **Making the top:**

(Includes preparing the fabric, cutting the pieces, sewing the blocks, setting into rows, adding borders)

50 hours x \$10/hr = \$500

##### **Assembling the Quilt Sandwich:**

3 hours @ \$10/hr = \$30

##### **Quilting on Domestic Machine:**

(Charged by square inch in a simple all over design)

4225 si x \$.015 = \$63.38

Thread for Quilting - \$15

**TOTAL Cost for Construction = \$768.26**

#### Finishing:

Making the Binding:

2 hours x \$10 = \$20

Attaching the binding:

10 hours x \$10 = \$100

**TOTAL Finishing costs = \$120**

**TOTAL COST OF QUILT = \$888.26**

**Note:** A larger quilt, a more intricate pattern, a more elaborate quilting design will cause the price to increase.





## COMFORT QUILTS

Greetings, in September we collected 20 quilts, 2 figits, 7 neo natal blankets and 14 quilted squares. Figit quilts are small textured touchy/feely blankets or squares that are washable and safe for children and seniors. They are wonderful items to amuse and occupy time. We have some pattern suggestions if anyone is interested or there are lots of options if you search on the internet. We have some supplies of lace, textured fabrics and other notions so let us know if you want some starter materials.

If you are making any quilt(s) for donation, the recommended sizes are given here. Also, see

Pat or Florence for a Quilt Guild Label. The label is to be sewn onto the quilt – typically on

the back bottom right side. We will be challenging members to make bed quilts for long-term care facilities as there is a big need for these. Other quilts are always welcomed too. Thanks

### Recommended Quilt Sizes

Neo Natal	36" x 36"
Crib	34 to 36" x 36"
Wheel Chair	36" x 48"
Nap Quilt	40" x 55 - 60"
Bed	63 to 65" x 80"

One on-going Committee tasks is to review and update the list of locations that receives Comfort Quilts. If you know of any location that may benefit from receiving a quilt or quilts, please provide contact and background information. The aim has been to support facilities where quilts will be used multiple times and benefit the users.

We are thrilled that Jackie Black is willing to continue to piece together larger quilts using quilted 12 ½ inch blocks. Last meeting we receive 14 blocks thanks to some busy quilting over the summer. Please keep bringing them in. Blocks can be any pattern but we are requesting that colours be kept neutral so they can be used by male and female residents. Remember to sandwich larger (about 14 inch backing and batting) and leave them untrimmed. It is a wonderful way to try out a pattern you find in a magazine or on-line. Come find Jackie or me if you have questions.

Pat Inch and Florence Poster



## COMFORT QUILTS







## Sew Many Snowmen Weekend with Cindy Cockell

Friday November 22 2pm – 10pm

Saturday November 23 10am - 9pm

Cost \$75 for both days (payment is due by Nov 1)  
\$50 for 1 day (kits are extra)

Place: Vickers Heights Community Center  
(near Old Fort William) (everything on 1 level)

I know many of you have asked if I'm ever going to do a snowman weekend again....and this year I am!!! This year the snowmen might be joined by some of their polar pals like penguins and Santa.


So come and join the party, have lots of fun and get some Christmas gifts done or gifts for yourself, who doesn't love that.

For those who have never been, it's 2 days of sewing, stitching and eating (I provide the food). Some projects will have kits available, but you get all the patterns and can use your own fabric too. I am not teaching the projects but I will help you. Or bring your own stuff to work on.

There will be a few wall hangings, some ornaments, a stitchery and a stuffy project. My Dresden plate snowman wall hanging below will be one of the projects (and I let you use my rulers).

I'm still working on the final project list and will have it available in about a week. If you are interested then send me an email and I'll put you on my mailing list and send you more info as soon as it's ready.

[ccockell@tbaytel.net](mailto:ccockell@tbaytel.net)





# Wildflower Arts Quilt Shop & Long Arm Services



**Come and visit us at Wildflower Arts Quilt Shop. We are located at 1899 Hwy 608, South Gillies, Ontario P0T 2V0. We can help you choose fabric or give you ideas for your projects. We also offer longarm quilting services.**

## **2019 Christmas Retreat** ***Friday November 1st and*** ***Saturday November 2nd***

*Retreats are held at the South Gillies Community Centre.*

**Cost: \$80 Friday, \$60 Saturday or \$125 for both days.**

\*\*\*\*\*

Includes lunch and dinner Friday and lunch Saturday and snacks and beverages throughout the days.

Bring your sewing machine and projects and sew and socialize. There will be 'goodie' bags, with custom painted bags, for all attendees and attendance drawings. As well as an optional cookie exchange and a gift exchange.

[www.wildflowerarts.com](http://www.wildflowerarts.com)

\*\*\*807-626-3691\*\*\*

Facebook: Wildflower Arts Quilting Fabric Store

# Sew Flippin' Creations

## Pay As You Sew Centre

A local business that focuses on the rental of space and modern specialized equipment for makers of all skill levels



QUILT FOREVER!

brother  
at your side

Dealer for  
APQS and Brother machines

Rates by the Hour or the Day \* Bulk Rates Available

[sewflippincreations.com](http://sewflippincreations.com)

807 767 2646 \* [sewflippincreations@gmail.com](mailto:sewflippincreations@gmail.com)

County Fair Mall across from Fabricland



### FEATURING:

**MILLIE**—Long Arm Quilting Machine on  
12 Ft. Frame with Quilt Path System  
(26" throat space)

**GEORGE** — Table Top Long Arm Quilting  
Machine (22" throat space)

**STELLAIRE** — Embroidery / Quilting and  
Sewing Machine with Disney Designs

