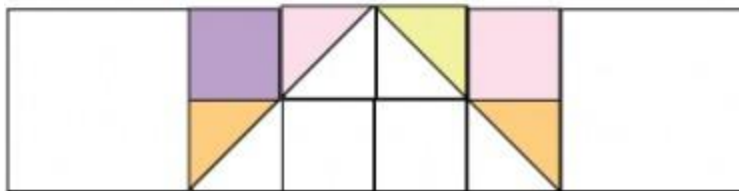
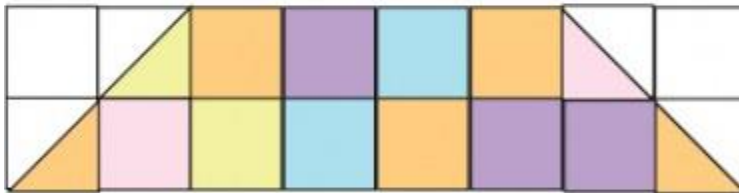

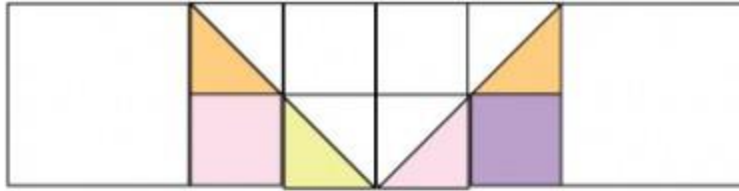


Star Teddy Bear Quilt



24 – 4.5 inch colour squares

8 – 5 inch colour squares

8 – 5 inch white squares

8 – 4.5 inch white squares

4 – 8.5 inch white squares for the corners

Make half square triangles with the 5 inch coloured and white squares.

Arrange the squares according to the above layout.

If you want a longer quilt, then add borders to increase the size.